


**YC INOX**  
**TÜRKİYE**



SHEET · PLATE · COIL · PIPE · TUBE

STAINLESS STEEL

INNOVATION AND EXCELLENCE  
QUALITY FIRST AND ESG-ORIENTED  
YOUR CHOICE FOR STAINLESS

YENİLİKÇİ VE MÜKEMMELLİYETÇİ  
KALİTE ÖNCELİĞİ VE ÇYS-ODAĞIYLA  
YOUR CHOICE FOR STAINLESS

7

PLANTS / FABRİKA

1,000 +

EMPLOYEES / ÇALIŞAN

330,000 +

SQUARE METERS / ALAN

360,000 +

TONNES of ANNUAL CAPACITY /  
YILLIK ÜRETİM KAPASİTESİ



▲ TÜRKİYE TUBE MILL  
35,200 m<sup>2</sup>





▲ TÜRKİYE PIPE MILL  
40,000 m<sup>2</sup>



▲ TÜRKİYE SERVICE CENTER  
20,800 m<sup>2</sup>





▲ TAIWAN HQ & TUBE MILL  
54,000 m<sup>2</sup>



▲ TAIWAN SERVICE CENTER  
73,000 m<sup>2</sup>



▲ TAIWAN PIPE MILL I  
40,000 m<sup>2</sup>



▲ TAIWAN PIPE MILL II  
68,000 m<sup>2</sup>

# Milestone / Tarihçe

- **2025** Industrial Pipe Mill were launched
- **2024** ISO 17025 certified by TÜRKAK
- **2023** ISO 9001, ISO 14001, ISO 45001, ISO 3834-2, PED, AD2000, EN 10088-4(CE Mark) certified by TÜV NORD
- **2022** Coil Service Center and Welded Tube Mill were launched
- **2019** YC INOX TR Celik Sanayi ve Ticaret A.S. was established
- **1973** YEUN CHYANG™ (later known as YC INOX™) was founded with the initial production of welded pipes & tubes







- **2025** Endüstriyel Boru Üretim Fabrikası üretime başladı
- **2024** TÜRKAK akrediteli ISO 17025 sertifikası alındı
- **2023** TÜV NORD ISO 9001, ISO 14001, ISO 45001, ISO 3834-2 PED, AD2000, EN 10088-4(CE Mark) sertifikaları alındı
- **2022** Çelik Servis Merkezi ve Boru Üretim Fabrikası üretime başladı
- **2019** YC INOX TR Çelik Sanayi ve Ticaret A.Ş. kuruldu
- **1973** YEUN CHYANG™ (sonradan YC INOX™ ünvanını aldı) kaynaklı boru üretmek üzere kuruldu

# Quality Oriented / Kalite Odaklı Üretim

YC INOX is committed to providing high-quality products and meeting customer needs. The factory and production process have passed various international certifications to ensure and stabilize product quality.

YC INOX, yüksek kaliteli ürünler sunmayı ve müşteri ihtiyaçlarını karşılamayı taahhüt eder. Fabrika ve üretim süreci, yüksek ürün kalitesini sağlamak ve istikrarlı hale getirmek için çeşitli uluslararası sertifikalara sahiptir.



**01. Universal Testing Machine**  
Evrensel Test Cihazı



**02. Hardness Tester**  
Sertlik Test Cihazı



**03. Positive Material Identification**  
Pozitif Malzeme Tanımlama



**04. Spark Spectrometer**  
Kimyasal Test Cihazı



**05. Online Eddy-Current System**  
Hat Üzerinde Girdap Akımı Testi



**06. Offline Eddy-Current System**  
Hat Dışı Girdap Akımı Testi



# Main Equipment / Ana Ekipmanlar

## Technology




- |    |    |  |
|----|----|--|
| 01 | 02 | 01. Electric Fusion Welding Line (up to 12" included)<br>Elektrik Füzyon Kaynak Hattı (12"e kadar) |
| 03 | 04 | 02. Coil Polishing Line<br>Polisaj Hattı   |
|    |    | 03. Slitting Line<br>Dilme Hattı   |
|    |    | 04. Cut to Length Line<br>Boy Kesme Hattı  |

# WE LOOK AT DETAILS





**SCINOX**  
TÜRKİYE

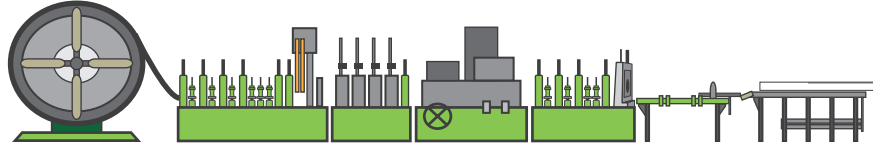


**PIPE  
TUBE  
BORU**

# Manufacturing / Üretim

## Pipe/Tube by Coil

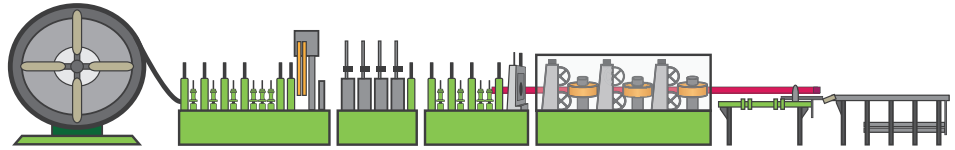
$\varnothing \cong 323.9\text{mm}$  &  
 $t \cong 12.7\text{mm}$



Automatic Electric Fusion Welding Pipe/Tube Mill &  
Online Solution Heat Treating/Inside Bead Removal &  
Eddy-Current Test



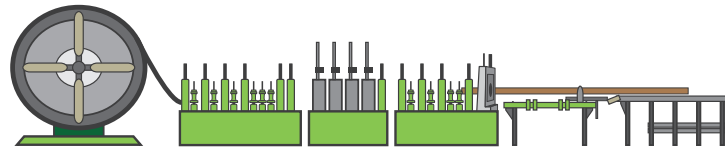
Hoop



Automatic Electric Fusion Welding Tube Mill &  
On line Polish/Grinding

## Angles by Coil

$W \cong 75\text{mm}$  &  
 $t \cong 6\text{mm}$

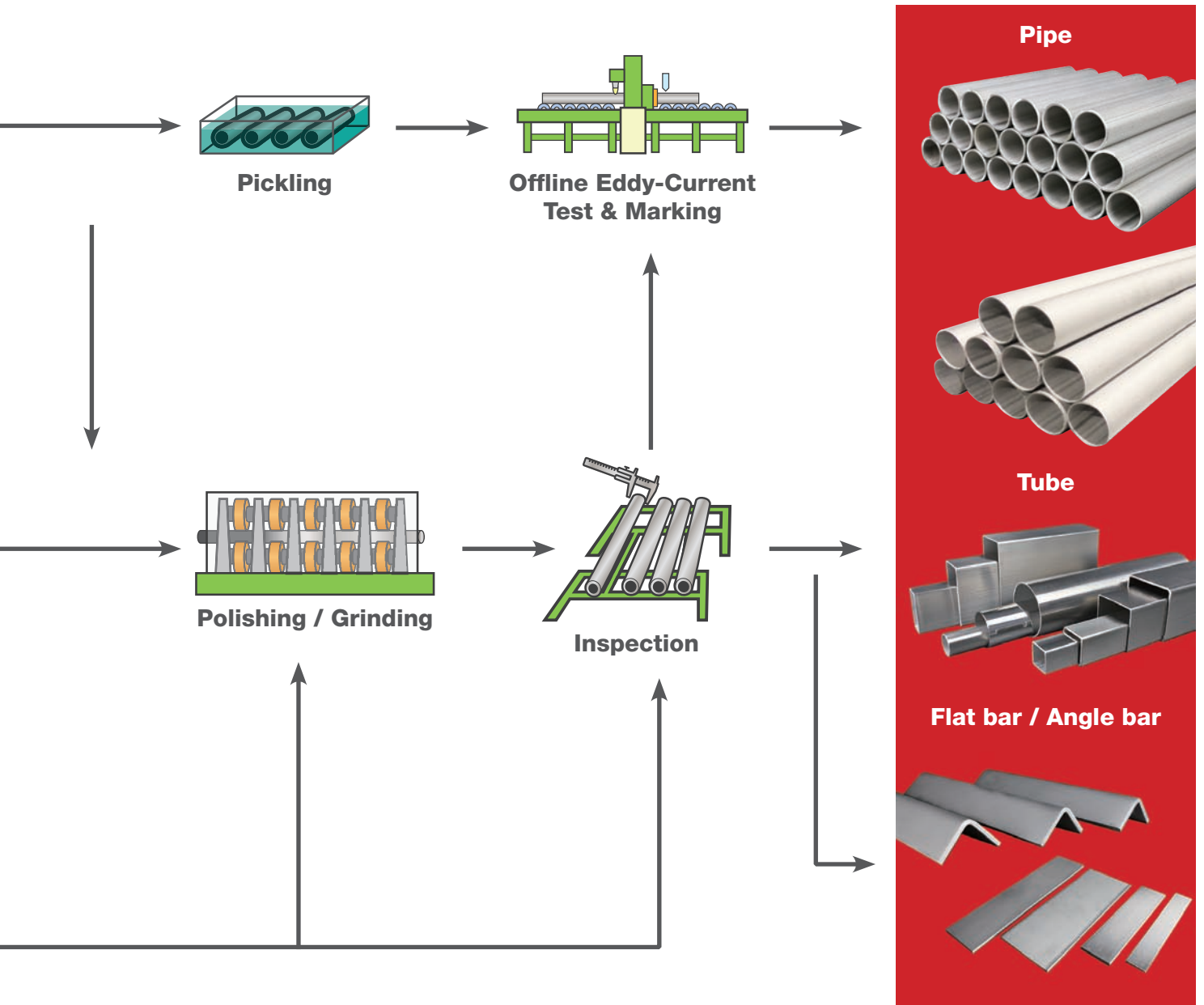


## Flat Bar by Coil

$W \cong 150\text{mm}$  &  
 $t \cong 6\text{mm}$

Cold-Work Forming of Flat Bar and Angle Bar





# Product Range / Ürün Çeşitleri

ROUND PIPE		ASTM A312 / A778								
O.D.		ASME B36.19 Thickness (mm)				ASME B36.10 Thickness (mm)				
inch	mm	SCH-5S	SCH-10S	SCH-40S	SCH-80S	SCH-5	SCH-10	SCH-20	STD	XS
1/4	13.7	-	1.65	2.24	-	-	1.65	-	2.24	-
3/8	17.1	-	1.65	2.31	-	-	1.65	-	2.31	-
1/2	21.3	1.65	2.11	2.77	3.73	1.65	2.11	-	2.77	3.73
3/4	26.7	1.65	2.11	2.87	3.91	1.65	2.11	-	2.87	3.91
1	33.4	1.65	2.77	3.38	4.55	1.65	2.77	-	3.38	4.55
1 1/4	42.2	1.65	2.77	3.56	4.85	1.65	2.77	-	3.56	4.85
1 1/2	48.3	1.65	2.77	3.68	5.08	1.65	2.77	-	3.68	5.08
2	60.3	1.65	2.77	3.91	5.54	1.65	2.77	-	3.91	5.54
2 1/2	73.0	2.11	3.05	5.16	7.01	2.11	3.05	-	5.16	7.01
3	88.9	2.11	3.05	5.49	7.62	2.11	3.05	-	5.49	7.62
3 1/2	101.6	2.11	3.05	5.74	8.08	2.11	3.05	-	5.74	8.08
4	114.3	2.11	3.05	6.02	8.56	2.11	3.05	-	6.02	8.56
5	141.3	2.77	3.40	6.55	9.53	2.77	3.40	-	6.55	9.53
6	168.3	2.77	3.40	7.11	10.97	2.77	3.40	-	7.11	10.97
8	219.1	2.77	3.76	8.18	12.7	2.77	3.76	6.35	8.18	12.7
10	273.1	3.40	4.19	9.27	12.7	3.40	4.19	6.35	9.27	12.7
12	323.9	3.96	4.57	9.53	12.7	3.96	4.57	6.35	9.53	12.7

ROUND PIPE		EN 10357 / DIN 11850								
O.D.		18	22	25	28	32	34	38	40	51
Thickness (mm)		19					35			52
1.0 / 1.2 / 1.5		V	V	V	V	V	V	V	V	V
Surface Finish		CC : Pickled CD : Pickled + Mechanical Polished								



ROUND TUBE	ASTM A554 / EN 10217-7											
Thickness (mm)	0.8	1.0	1.2	1.5	1.6	2.0	2.3 2.5 2.6	3.0	3.2 3.6	4.0 5.0	6.0	8.0 9.0
O.D. (mm)												
10	□	□	□	□								
12	⊙	⊙	⊙	⊙	⊙							
13	⊙	⊙	⊙	⊙	⊙							
14	⊙	⊙	⊙	⊙	⊙	⊙						
15.9 / 16	⊙	⊙	⊙	⊙	⊙	⊙						
18	⊙	⊙	⊙	⊙	⊙	⊙						
19 / 19.05	⊙	⊙	⊙	⊙	⊙	⊙						
20	⊙	⊙	⊙	⊙	⊙	⊙						
21.3	⊙	⊙	⊙	⊙	⊙	⊙	⊙	⊙				
22	⊙	⊙	⊙	⊙	⊙	⊙	⊙	⊙				
25 / 25.4	⊙	⊙	⊙	⊙	⊙	⊙	⊙	⊙				
26.9		⊙	⊙	⊙	⊙	⊙	⊙	⊙				
28	⊙	⊙	⊙	⊙	⊙	⊙	⊙	⊙				
30	⊙	⊙	⊙	⊙	⊙	⊙	⊙	⊙				
31.8 / 32	⊙	⊙	⊙	⊙	⊙	⊙	⊙	⊙				
33.7		⊙	⊙	⊙	⊙	⊙	⊙	⊙	*	*		
35	⊙	⊙	⊙	⊙	⊙	⊙	⊙	⊙				
38 / 38.1	⊙	⊙	⊙	⊙	⊙	⊙	⊙	⊙				
40		⊙	⊙	⊙	⊙	⊙	⊙	⊙				
42 / 42.4		⊙	⊙	⊙	⊙	⊙	⊙	⊙	*	*		
44.45 / 44.5 / 45		⊙	⊙	⊙	⊙	⊙	⊙	⊙				
48.3		⊙	⊙	⊙	⊙	⊙	⊙	⊙	*	*		
50.8 / 51		⊙	⊙	⊙	⊙	⊙	⊙	⊙				
60.3			⊙	⊙	⊙	⊙	⊙	⊙	*	*		
63.5			⊙	⊙	⊙	⊙	⊙	⊙	*	*		
70			⊙	⊙	⊙	⊙	⊙	⊙	*	*		
76.1 / 76.2			⊙	⊙	⊙	⊙	⊙	⊙	*	*	*	
88.9				⊙	⊙	⊙	⊙	⊙	*	*	*	
90.0				⊙	⊙	⊙	⊙	⊙	*	*	*	
101.6				⊙	⊙	⊙	⊙	⊙	*	*	*	
104.0				⊙	⊙	⊙	⊙	⊙	*	*	*	
114.3				⊙	⊙	⊙	⊙	⊙	*	*	*	
127 / 129 / 130				△	△	△	△	△	*	*	*	
139.7				△	△	△	△	△	*	*	*	
154.0				△	△	△	△	△	*	*	*	
168.3						△	△	△	*	*	*	
219.1						△	△	△	*	*	*	
273.0												
323.9												
Surface Finish	<span style="display:inline-block; width:15px; height:15px; background-color:gray; border:1px solid black;"></span> : Annealing * : Brushed / Grit 180 □ : Brushed / Grit 180 / 320 / 400						Pickling : Available for above sizes △ : Brushed / Grit 180 / 320 ⊙ : Brushed / Grit 180 / 320 / 400 / 600					

# Product Range / Ürün Çeşitleri

SQUARE TUBE	ASTM A554								
Wall Thickness (mm)	1.0	1.2	1.5	2.0	2.5	3.0	4.0	5.0	6.0
O.D. (mm)									
15 x 15	☐	☐	☐						
20 x 20	☐	☐	☐	☐					
25 x 25	☐	☐	☐	☐	☐	☐			
30 x 30	☐	☐	☐	☐	☐	☐			
35 x 35	☐	☐	☐	☐	☐	☐			
40 x 40	☐	☐	☐	☐	☐	☐	*		
50 x 50		☐	☐	☐	☐	☐	*	*	
60 x 60		☐	☐	☐	☐	☐	*	*	*
80 x 80			☐	☐	☐	☐	*	*	*
100 x 100				☐	☐	☐	*	*	*
Surface Finish	* : Brushed / Grit 180 ☐ : Brushed / Grit 180 / 320 / 400								

ROUND TUBE	EN 10312								
O.D. (mm)	12	18	22	28	35	42	76.1	88.9	219.1
Thickness (mm)	1.0	1.0	1.2	1.2	1.5	1.5	2.0	2.0	3.0



RECTANGULAR TUBE	ASTM A554								
Wall Thickness (mm)	1.0	1.2	1.5	2.0	2.5	3.0	4.0	5.0	6.0
O.D. (mm)									
10 x 20	<input type="checkbox"/>	<input type="checkbox"/>	<input type="checkbox"/>						
10 x 30	<input type="checkbox"/>	<input type="checkbox"/>	<input type="checkbox"/>						
10 x 40	<input type="checkbox"/>	<input type="checkbox"/>	<input type="checkbox"/>						
10 x 50	<input type="checkbox"/>	<input type="checkbox"/>	<input type="checkbox"/>						
15 x 30	<input type="checkbox"/>	<input type="checkbox"/>	<input type="checkbox"/>	<input type="checkbox"/>					
20 x 30	<input type="checkbox"/>	<input type="checkbox"/>	<input type="checkbox"/>	<input type="checkbox"/>	<input type="checkbox"/>	<input type="checkbox"/>			
20 x 40	<input type="checkbox"/>	<input type="checkbox"/>	<input type="checkbox"/>	<input type="checkbox"/>	<input type="checkbox"/>	<input type="checkbox"/>			
20 x 60	<input type="checkbox"/>	<input type="checkbox"/>	<input type="checkbox"/>	<input type="checkbox"/>	<input type="checkbox"/>	<input type="checkbox"/>			
25 x 50	<input type="checkbox"/>	<input type="checkbox"/>	<input type="checkbox"/>	<input type="checkbox"/>	<input type="checkbox"/>	<input type="checkbox"/>			
30 x 40	<input type="checkbox"/>	<input type="checkbox"/>	<input type="checkbox"/>	<input type="checkbox"/>	<input type="checkbox"/>	<input type="checkbox"/>			
30 x 50	<input type="checkbox"/>	<input type="checkbox"/>	<input type="checkbox"/>	<input type="checkbox"/>	<input type="checkbox"/>	<input type="checkbox"/>			
30 x 60		<input type="checkbox"/>	<input type="checkbox"/>	<input type="checkbox"/>	<input type="checkbox"/>	<input type="checkbox"/>	*	*	
40 x 60		<input type="checkbox"/>	<input type="checkbox"/>	<input type="checkbox"/>	<input type="checkbox"/>	<input type="checkbox"/>	*	*	
40 x 80		<input type="checkbox"/>	<input type="checkbox"/>	<input type="checkbox"/>	<input type="checkbox"/>	<input type="checkbox"/>	*	*	*
50 x 100			<input type="checkbox"/>	<input type="checkbox"/>	<input type="checkbox"/>	<input type="checkbox"/>	*	*	*
Surface Finish	* : Brushed / Grit 180 <input type="checkbox"/> : Brushed / Grit 180 / 320 / 400								

# Product Range / Ürün Çeşitleri

FLAT BAR	ASTM A276 / A484M				
Wall Thickness (mm)	2.0	3.0	4.0	5.0	6.0
Width (mm)					
15					
20 / 25		*	*	*	*
30		*	*	*	*
40		*	*	*	*
50		*	*	*	*
60 / 65		*	*	*	*
70 / 75		*	*	*	*
80 / 90 / 100		*	*	*	*
120 / 125 / 150		*	*	*	*
Surface Finish	* : Grit 180				

ANGLE BAR						
Wall Thickness (mm)	1.5	2.0	3.0	4.0	5.0	6.0
Width (mm)						
20 x 20						
25 x 25	*	*	*			
30 x 30	*	*	*			
40 x 40	*	*	*			
50 x 50		*	*			
65 x 65						
75 x 75						
Surface Finish	* : Grit 180					



# Other Specification / Diğer Spekler

## Chemical Composition of Stainless Steel Pipe and Tube

Standard & Grade		Chemical Composition (%)								Solution Heat Treating Condition
		C	Si	Mn	P	S	Ni	Cr	Mo	
ASTM A312	TP304	≅ 0.080	≅ 1.00	≅ 2.00	≅ 0.045	≅ 0.030	8.0~11.0	18.0~20.0	-	Annealing Requirement 1040°C Min. Water Quenching
	TP304L	≅ 0.035	≅ 1.00	≅ 2.00	≅ 0.045	≅ 0.030	8.0~13.0	18.0~20.0	-	
	TP316	≅ 0.080	≅ 1.00	≅ 2.00	≅ 0.045	≅ 0.030	10.0~14.0	16.0~18.0	2.0~3.0	
	TP316L	≅ 0.035	≅ 1.00	≅ 2.00	≅ 0.045	≅ 0.030	10.0~14.0	16.0~18.0	2.0~3.0	
ASTM A778	TP304L	≅ 0.030	≅ 1.00	≅ 2.00	≅ 0.045	≅ 0.030	8.0~13.0	18.0~20.0	-	-
	TP316L	≅ 0.030	≅ 1.00	≅ 2.00	≅ 0.045	≅ 0.030	10.0~14.0	16.0~18.0	2.0~3.0	
ASTM A554	MT-304	≅ 0.080	≅ 1.00	≅ 2.00	≅ 0.045	≅ 0.030	8.0~11.0	18.0~20.0	-	-
	MT-304L	≅ 0.035	≅ 1.00	≅ 2.00	≅ 0.045	≅ 0.030	8.0~13.0	18.0~20.0	-	
	MT-316	≅ 0.080	≅ 1.00	≅ 2.00	≅ 0.045	≅ 0.030	10.0~14.0	16.0~18.0	2.0~3.0	
	MT-316L	≅ 0.035	≅ 1.00	≅ 2.00	≅ 0.045	≅ 0.030	10.0~15.0	16.0~18.0	2.0~3.0	
	S44100	≅ 0.030	≅ 1.00	≅ 1.00	≅ 0.040	≅ 0.030	≅ 1.00	17.5~19.5	-	
EN 10217-7	1.4301	≅ 0.070	≅ 1.00	≅ 2.00	≅ 0.045	≅ 0.015	8.0~10.5	17.5~19.5	-	When specified, Solution Temperature 1000~1100°C Water cooling
	1.4307	≅ 0.030	≅ 1.00	≅ 2.00	≅ 0.045	≅ 0.015	8.0~10.5	17.5~19.5	-	
	1.4401	≅ 0.070	≅ 1.00	≅ 2.00	≅ 0.045	≅ 0.015	10.0~13.0	16.5~18.5	2.0~2.5	When specified, Solution Temperature 1020~1120°C Water cooling
	1.4404	≅ 0.030	≅ 1.00	≅ 2.00	≅ 0.045	≅ 0.015	10.0~13.0	16.5~18.5	2.0~2.5	
EN 10312 10357	1.4301	≅ 0.070	≅ 1.00	≅ 2.00	≅ 0.045	≅ 0.015	8.0~10.5	17.5~19.5	-	-
	1.4307	≅ 0.030	≅ 1.00	≅ 2.00	≅ 0.045	≅ 0.015	8.0~10.5	17.5~19.5	-	
	1.4401	≅ 0.070	≅ 1.00	≅ 2.00	≅ 0.045	≅ 0.015	10.0~13.0	16.5~18.5	2.0~2.5	
	1.4404	≅ 0.030	≅ 1.00	≅ 2.00	≅ 0.045	≅ 0.015	10.0~13.0	16.5~18.5	2.0~2.5	

# Tolerances / Tolerans

## Welded Stainless Steel Pipes

### ASTM A312 / A778

Outside Diameter		Thickness	Length
O.D. $\leq$ 48.3 mm	+ 0.40 mm - 0.80 mm	+ 15.0% - 12.5%	L $\leq$ 7.3M  + 6.0 mm - 0 mm
48.3 mm < O.D. $\leq$ 114.3 mm	+ 0.80 mm - 0.80 mm		
114.3 mm < O.D. $\leq$ 219.1 mm	+ 1.60 mm - 0.80 mm		
219.1 mm < O.D. $\leq$ 323.9 mm	+ 2.40 mm - 0.80 mm		

## Welded Stainless Steel Tubes for Pressure Purposes

### EN 10217-7

Outside Diameter		Thickness	Length
D $\leq$ 168.3 mm	D3 : $\pm$ 0.75% or $\pm$ 0.3 mm whichever is the greater	T3 : $\pm$ 10% or $\pm$ 0.2 mm whichever is the greater	L $\leq$ 6000 +5 mm , -0 mm 6000 < L $\leq$ 12000 +10 mm , -0 mm
D > 168.3 mm	D2 : $\pm$ 1.0%		

## Welded Stainless Steel Tubes for the conveyance of water and other aqueous liquids

### EN 10312 (Series 2)

Outside Diameter		Thickness	Length
12 & 18	$\pm$ 0.10	1.0 $\pm$ 0.10	L = 5m / 6m $\pm$ 20  Others by agreement
22	$\pm$ 0.11	1.2 $\pm$ 0.10	
28	$\pm$ 0.14	1.2 $\pm$ 0.10	
35	$\pm$ 0.18	1.5 $\pm$ 0.10	
42	$\pm$ 0.21	1.5 $\pm$ 0.10	
76.1	$\pm$ 0.38	2.0 $\pm$ 0.15	
88.9	$\pm$ 0.44	2.0 $\pm$ 0.15	
219.1	$\pm$ 1.50	3.0 $\pm$ 0.30	

## Stainless Steel Round Tubing for Mechanical & Structural Purposes

### ASTM A554

Outside Diameter	Thickness	Length
$O.D. < 12.7 \pm 0.10$ ( $t \leq 1.24$ )	$\pm 10\%$	$3m < L \leq 7.3m$ , $+4.8 / -0$
$12.7 \leq O.D. \leq 25.4 \pm 0.13$ ( $t \leq 1.65$ ) / $\pm 0.25$ ( $t > 1.65$ )		
$25.4 < O.D. \leq 38.1 \pm 0.20$ ( $t \leq 1.65$ ) / $\pm 0.25$ ( $t > 1.65$ )		
$38.1 < O.D. \leq 50.8 \pm 0.25$ ( $t \leq 1.24$ ) / $\pm 0.28$ ( $1.24 < t \leq 2.11$ ) / $\pm 0.30$ ( $t > 2.11$ )		
$50.8 < O.D. \leq 63.5 \pm 0.30$ ( $t \leq 1.65$ ) / $\pm 0.33$ ( $1.65 < t \leq 2.77$ ) / $\pm 0.36$ ( $t > 2.77$ )		
$63.5 < O.D. \leq 88.9 \pm 0.36$ ( $t \leq 4.19$ ) / $\pm 0.51$ ( $t > 4.19$ )		
$88.9 < O.D. \leq 127.0 \pm 0.51$ ( $t \leq 4.19$ ) / $\pm 0.64$ ( $t > 4.19$ )		
$127.0 < O.D. \leq 190.5 \pm 0.64$ ( $t \leq 6.35$ ) / $\pm 0.76$ ( $t > 6.35$ )		
$190.5 < O.D. \leq 406.4 \pm 0.00125 \times \text{circumference}$		

## Stainless Steel Square & Rectangular Tubes for Mechanical & Structural Purposes


### ASTM A554

Largest Outside Diameter	Thickness	Length
$O.D. \leq 31.8 \pm 0.38$	$\pm 10\%$	$3m < L \leq 7.3m$ , $+4.8 / -0$
$31.8 < O.D. \leq 63.5 \pm 0.51$		
$63.5 < O.D. \leq 139.7 \pm 0.76$		
$139.7 < O.D. \leq 203.2 \pm 1.52$		



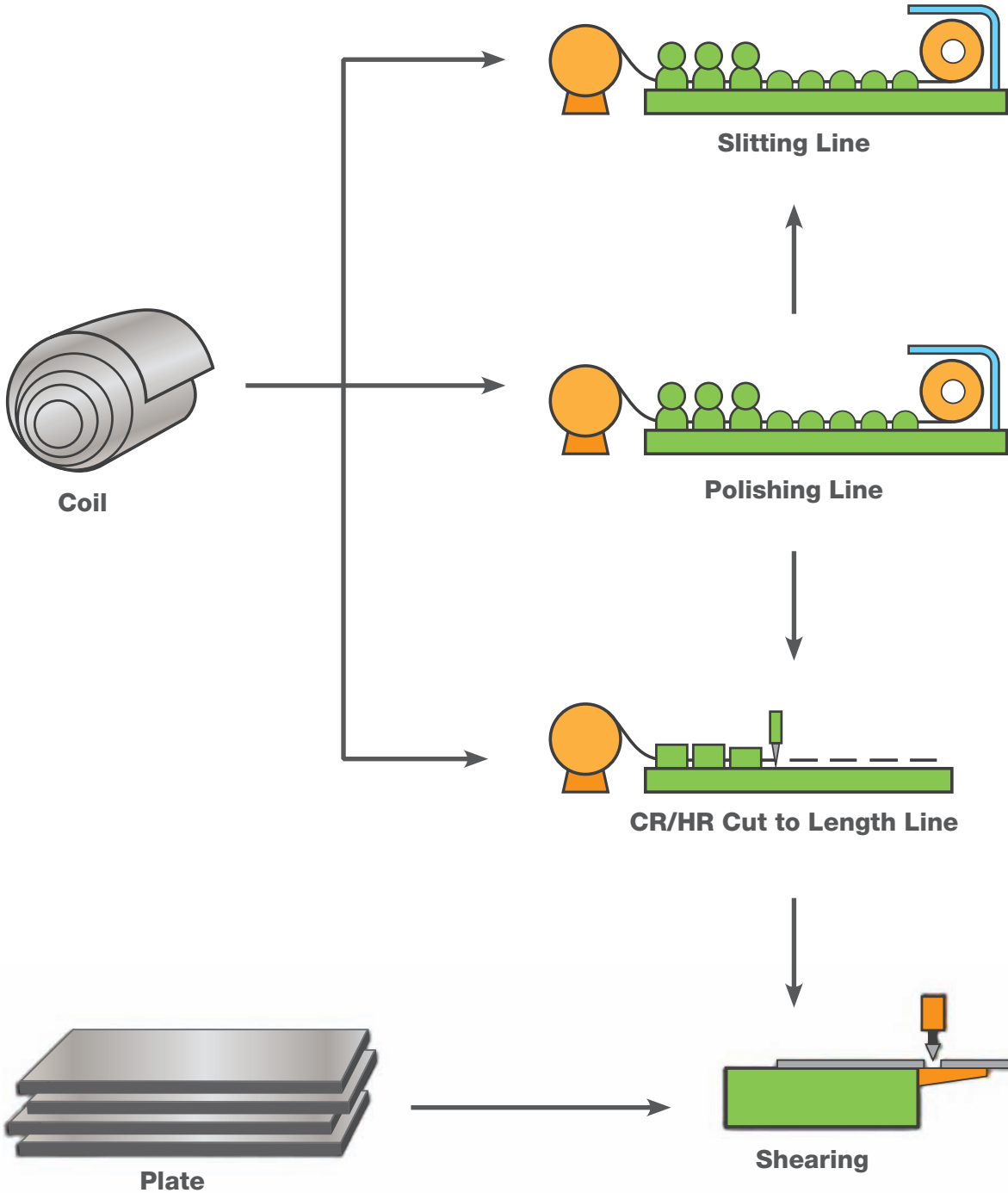
**OUR WORK  
IS DRIVEN  
BY OUR VALUES**

**YCINOX**  
TÜRKİYE

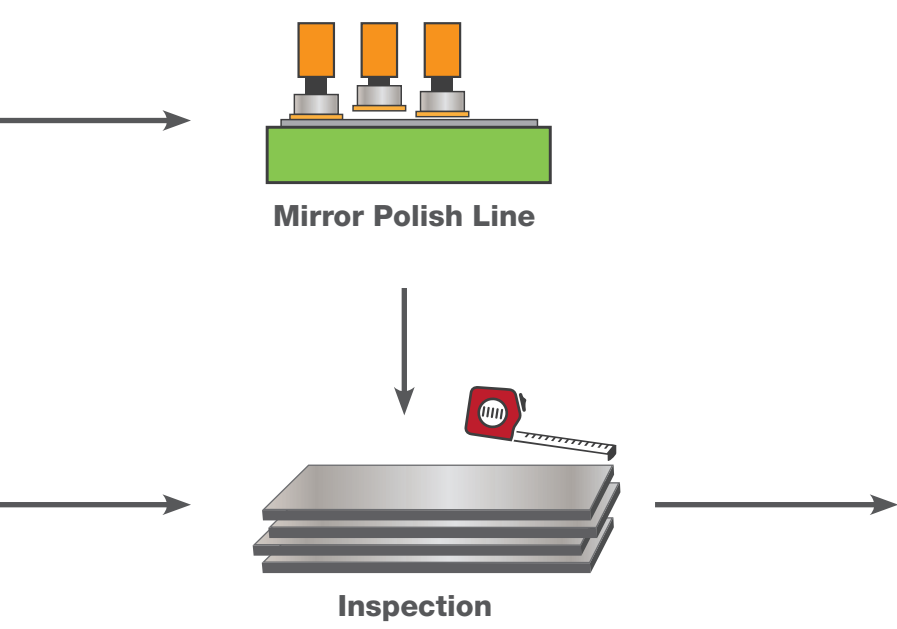
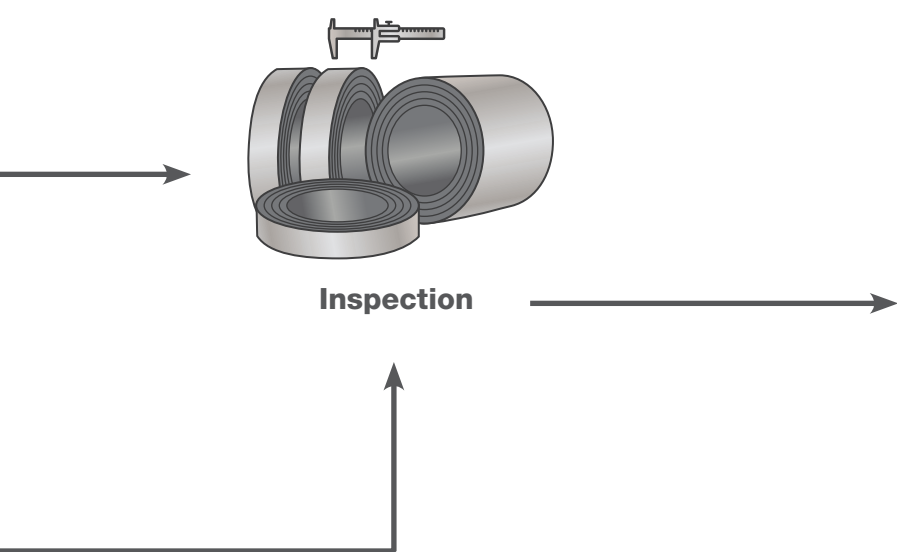


**COIL / RULO**  
**SHEET / PLAKA**  
**PLATE / LEVHA**

# Manufacturing / Üretim



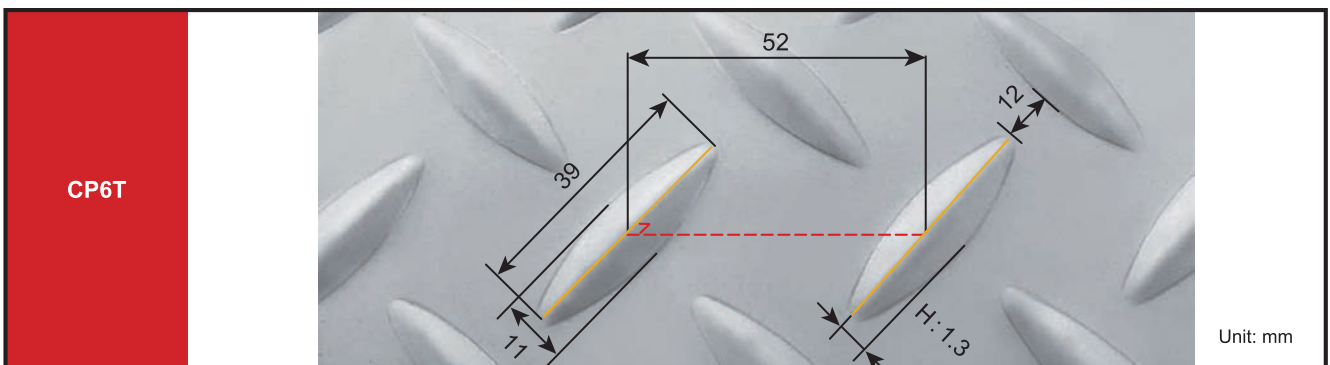
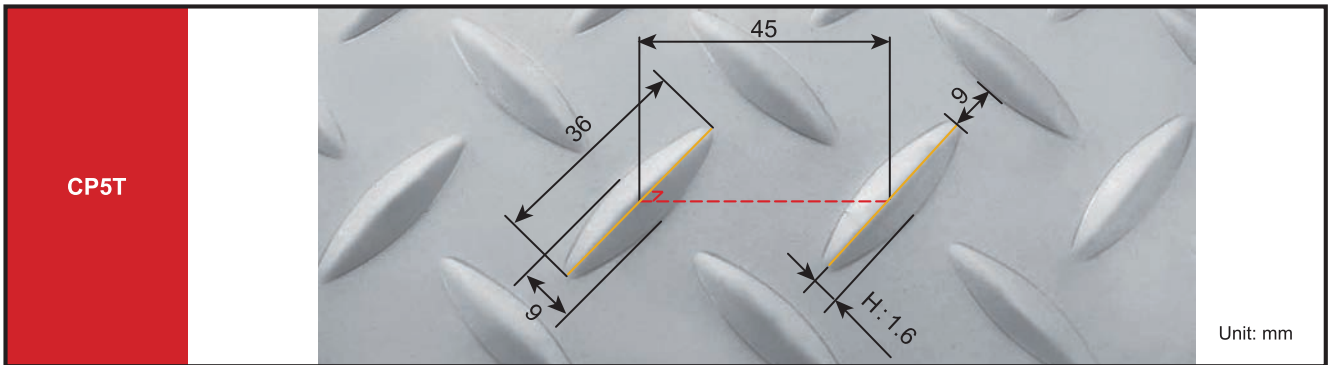
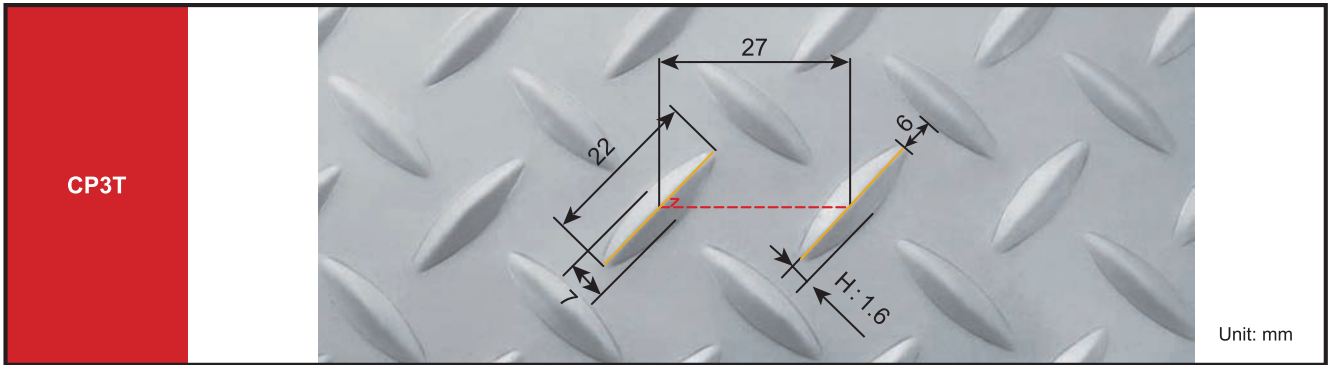




# Product Range / Ürün Çeşitleri

Type	Surface	Wall Thickness (mm)	Maximum Width	COIL
COIL SHEET PLATE	NO.1	2.0 – 13.0	up to 2000 mm	*
	2B	0.3 – 8.0	up to 2000 mm	*
	NO.4 / NO.5 / HL / SB	0.4 – 4.0	up to 1524 mm	*
	BA	0.3 – 2.0	up to 1524 mm	*
	NO.8	0.6 – 2.0	up to 1524 mm	

CHECKER PLATES									
Type	Surface	Pattern	Surface No.	Wall Thickness (mm)	Main Size / Width (mm)				
					1000	1219	1250	1500	1524
PLATE	2B NO.1	Tear Drop	CP3T	2.0 – 3.0	*	*	*	*	*
			CP5T	2.0 – 5.0	*	*	*	*	*
			CP6T	2.0 – 6.0	*	*	*	*	*



# Tolerances / Tolerans

## Stainless Steel HR Plate Tolerance (Plate cut by cutting & slitting method)

Sıcak Hadde (HR) Paslanmaz Çelik Levha Toleransı (Kesme ve dilme yöntemiyle hazırlanan levha)

Unit : mm

Standard Item	Tolerance on Width			Tolerance on Length		Maximum value of Flatness of Plate		
		ISO 9444-2 (T<10)	EN 10051 (T<10)	L<2000	L≥2000 L<20000		ISO 9444-2 T≤13	EN 10051 2<T≤25
EN 10028-7 & EN 10088-2 Acc. to ISO 9444-2	W≤1200	+5 / -0	+3 / -0	+10 / -0	+0.005 x L / -0 max.40 (EN 10051)	W≥600 W≤1200	23	15
	W>1200 W≤1850	+5 / -0	+5 / -0			W>1200 W≤1500	30	18
EN 10088-4 Acc. to EN 10051						W>1500	38	23

Standard Item	Tolerance on Width				Tolerance on Length	Maximum value of Flatness of Plate		
		T<5	5≤T≤10	T>10			T<5	T≥5
ASTM 480/A480M Annex A3	W<1200	+2 / -0	+4 / -0	+6 / -0	L≤6000  +0.005 x L / -0	W<900	13	23
	W≥1200	+6 / -0	+9 / -0	+12 / -0		W≥900 W<1500	19	23
						W≥1500 W<1800	26	30

## Stainless Steel CR Sheet Tolerance (Sheet cut by cutting method)

Soğuk Hadde (CR) Paslanmaz Çelik Plaka Toleransı (Kesme ve dilme yöntemiyle hazırlanan plaka)

Unit : mm

Standard Item	Tolerance on Width					Tolerance on Length		Maximum value of Flatness of Plate	
		W>125 W≤250	W>250 W<600	W≥600 W≤1000	W>1000 W≤2100	L≤2000	L>2000	L≤3000	L>3000
EN 10028-7 & EN 10088-2 & EN 10088-4  Acc. to ISO 9445-2	T<1.00	+0.5 / -0	+0.7 / -0	+1.5 / -0	+2.0 / -0	+5 / -0	+0.0025 x L / -0	10	12
	T≥1.00 T<1.50	+0.7 / -0	+1.0 / -0	+1.5 / -0	+2.0 / -0				
	T≥1.50 T<2.50	+1.0 / -0	+1.2 / -0	+2.0 / -0	+2.5 / -0				
	T≥2.50 T<3.50	+1.2 / -0	+1.5 / -0	+3.0 / -0	+3.0 / -0				
	T≥3.50 T≤8.00	+2.0 / -0	+2.0 / -0	+4.0 / -0	+4.0 / -0				

Standard Item	Tolerance on Width					Tolerance on Length		Maximum value of Flatness of Plate	
		W>125 W≤250	W>250 W≤600	W>600 W≤1000	W>1000 W≤2100	L≤2000	L>2000	W<1500	W≥1500
ASTM 480/A480M Annex A3	T≤1.00	+0.5 / -0	+0.7 / -0	+1.5 / -0	+2.0 / -0	+5 / -0	+0.0025 x L / -0	10	12
	T>1.00 T≤1.50	+0.7 / -0	+1.0 / -0	+1.5 / -0	+2.0 / -0				
	T>1.50 T≤2.50	+1.0 / -0	+1.2 / -0	+2.0 / -0	+2.5 / -0				
	T>2.50 T≤3.50	+1.2 / -0	+1.5 / -0	+3.0 / -0	+3.0 / -0				
	T>3.50 T≤8.00	+2.0 / -0	+2.0 / -0	+4.0 / -0	+4.0 / -0				



# Other Specification / Diğer Spekler

## Chemical Composition of Stainless Steel Plates & Sheets Paslanmaz Çelik Levha & Plakaların Kimyasal Kompozisyonu

Standard & Grade		Chemical Composition (%)									Others
		C	Si	Mn	P	S	Ni	Cr	Mo	N	
ASTM A240	304	≅0.080	≅0.75	≅2.00	≅0.045	≅0.030	8.0~10.5	18.0~20.0	-	≅0.10	
	304L	≅0.030	≅0.75	≅2.00	≅0.045	≅0.030	8.0~12.0	18.0~20.0	-	≅0.10	
	316	≅0.080	≅0.75	≅2.00	≅0.045	≅0.030	10.0~14.0	16.0~18.0	2.0~3.0	≅0.10	
	316L	≅0.030	≅0.75	≅2.00	≅0.045	≅0.030	10.0~14.0	16.0~18.0	2.0~3.0	≅0.10	
	430	≅0.120	≅1.00	≅1.00	≅0.040	≅0.030	≅0.75	16.0~18.0	-	-	
	409	≅0.030	≅1.00	≅1.00	≅0.040	≅0.020	≅0.50	10.5~11.7	-	≅0.030	Ti: 6*(C+N)~0.5 Nb: 0.17 max.
	439	≅0.030	≅1.00	≅1.00	≅0.040	≅0.030	≅0.50	17.0~19.0	-	≅0.030	Ti: 0.2+4*(C+N)~1.1 Al: 0.15 max.
	S40977	≅0.030	≅1.00	≅1.50	≅0.040	≅0.015	0.30~1.00	10.5~12.5	-	≅0.030	
	S44100	≅0.030	≅1.00	≅1.00	≅0.040	≅0.030	≅1.00	17.5~19.5	-	≅0.030	Ti: 0.1~0.5 Nb: (0.3+9*C)~0.9
EN 10028-7 10088-2 10088-4	1.4301	≅0.070	≅1.00	≅2.00	≅0.045	≅0.015	8.0~10.5	17.5~19.5	-	≅0.10	
	1.4307	≅0.030	≅1.00	≅2.00	≅0.045	≅0.015	8.0~10.5	17.5~19.5	-	≅0.10	
	1.4401	≅0.070	≅1.00	≅2.00	≅0.045	≅0.015	10.0~13.0	16.5~18.5	2.0~2.5	≅0.10	
	1.4404	≅0.030	≅1.00	≅2.00	≅0.045	≅0.015	10.0~13.0	16.5~18.5	2.0~2.5	≅0.10	
	1.4003	≅0.030	≅1.00	≅1.50	≅0.040	≅0.015	0.30~1.00	10.5~12.5	-	≅0.03	
	1.4509	≅0.030	≅1.00	≅1.00	≅0.040	≅0.015	-	17.5~18.5	-	-	Ti: 0.10~0.60 Nb: (0.3+3*C)~1.0
EN 10088-2 10088-4	1.4016	≅0.080	≅1.00	≅1.00	≅0.040	≅0.015	-	16.0~18.0	-	-	
	1.4512	≅0.030	≅1.00	≅1.00	≅0.040	≅0.015	-	10.5~12.5	-	-	Ti: 6*(C+N)~0.65



## Comparison Table of Similar Stainless Steel Types Benzer Paslanmaz Çelik Kalitelerinin Karşılaştırma Tablosu

Standard	304	304L	316	316L	409	430	439	441	-
ASTM	S30400	S30403	S31600	S31603	S40910	S43000	S43932	S44100	S40977
EN	1.4301	1.4307	1.4401	1.4404	1.4512	1.4016	-	1.4509	1.4003


## Calculating Formula for the Value of Mass Ağırlık Hesaplama Formülü

Grade	Basic Mass (kg / mm • m <sup>2</sup> )	Calculating Formula for the Value of Mass Single Plate (kg)
304 / 304L	7.93	kg = 7.93(kg / mm • m <sup>2</sup> ) x Thickness(mm) x Width(m) x Length(m)
316 / 316L	7.98	kg = 7.98(kg / mm • m <sup>2</sup> ) x Thickness(mm) x Width(m) x Length(m)
430	7.70	kg = 7.70(kg / mm • m <sup>2</sup> ) x Thickness(mm) x Width(m) x Length(m)


# Product Packaging / Ürün Paketleme



▶ Eye-to-Wall



▲ Eye-to-Sky



# YC INOX TÜRKİYE



## YC INOX TR ÇELİK SAN VE TİC A.Ş.

+90 262 676 8866

ycturkey@ycinox.com.tr

www.ycinox.com.tr

Makine İhtisas Osb 4. Cad. N:10  
Dilovası / Kocaeli

